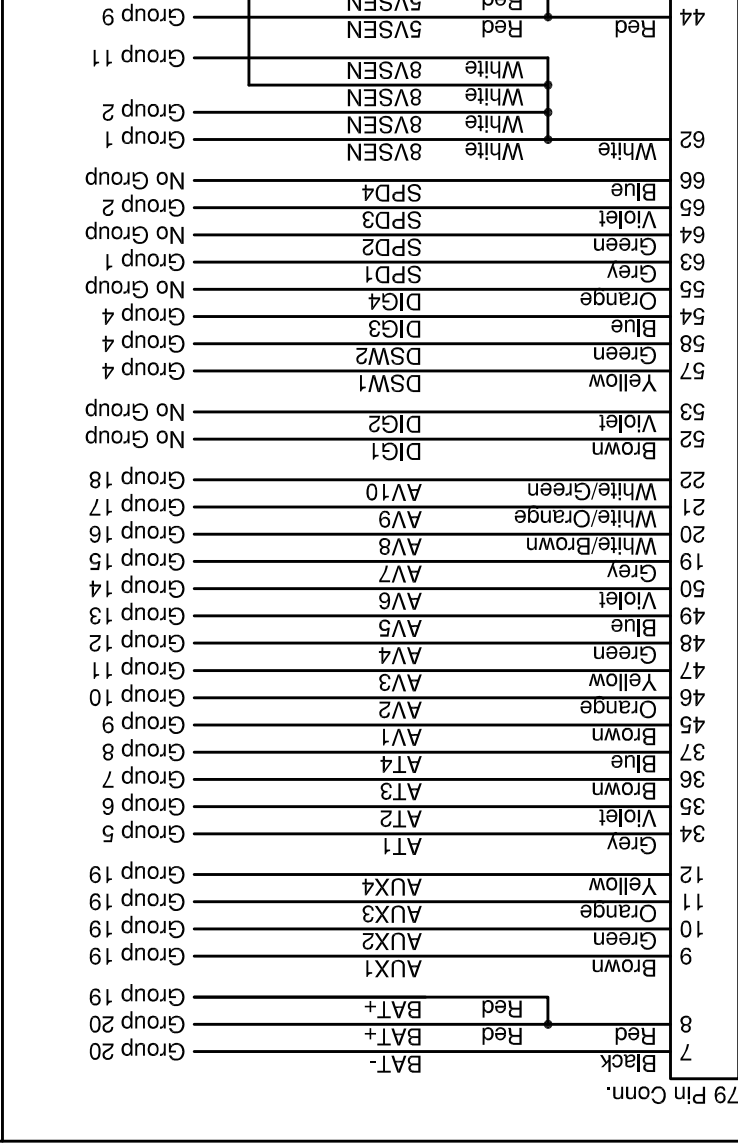
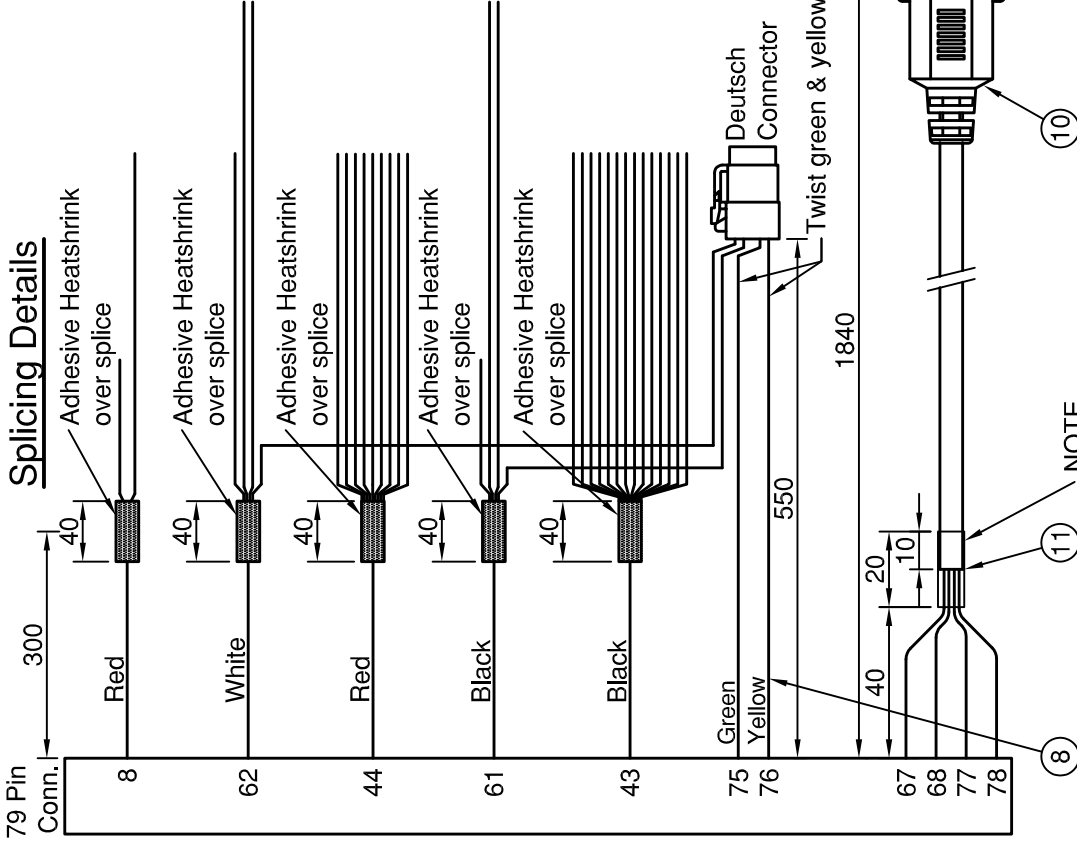


<b>Grouping:</b> The wires should be taped into groups with labels as follows:		
<b>Group 1</b>	SPD1	63
	0VSEN	61
	8VSEN	62
	Black	White
<b>Group 2</b>	SPD3	65
	0VSEN	61
	8VSEN	62
<b>Group 3</b>	0VSEN	61
	8VSEN	62
	Black	White
<b>Group 4</b>	DSW1	57
	DSW2	58
	DIG3	54
	0VSEN	61
<b>Group 5</b>	AT1	34
	0VSEN	43
	Grey	Black
	Black	Violet
<b>Group 6</b>	AT2	35
	0VSEN	43
<b>Group 7</b>	AT3	36
	0VSEN	43
<b>Group 8</b>	AT4	37
	0VSEN	43
<b>Group 9</b>	AV1	45
	0VSEN	43
	5VSEN	44
<b>Group 10</b>	AV2	46
	0VSEN	43
	5VSEN	44
<b>Group 11</b>	AV3	47
	0VSEN	43
	8VSEN	62
<b>Group 12</b>	AV4	48
	0VSEN	43

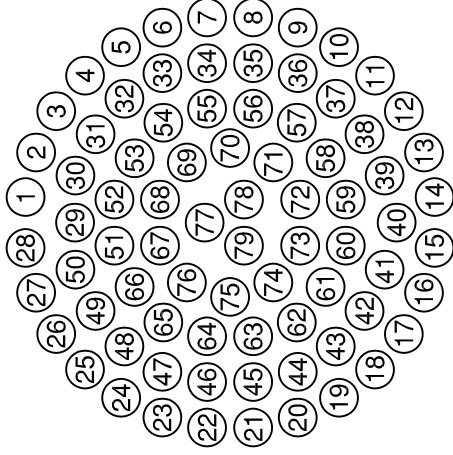
[illegible]

### Splicing Details



### Cavity Numbering

Viewed from wire side



### Wire Lengths

Pin	Length	Colour
7	2.5m	Black
8	1x2.5m, 1x0.9m	Red
9	1.2m	Brown
10	1.2m	Green
11	1.2m	Orange
12	1.2m	Yellow
19	2.5m	Grey
20	2.5m	White/Brown
21	2.5m	White/Orange
22	2.5m	White/Green
34	2.5m	Grey
35	2.5m	Violet
36	2.5m	Brown
37	2.5m	Blue
43	1x2.5m, 13x2.2m	Black
44	1x2.5m, 8x2.2m	Red
45	2.5m	Brown
46	2.5m	Orange
47	2.5m	Yellow
48	2.5m	Green
49	2.5m	Blue
50	2.5m	Violet
52	1.2m	Brown
53	1.2m	Violet
57	1.2m	Yellow
58	1.2m	Green
59	1.2m	Blue
60	1.5m	Orange
61	1x3.5m, 1x3.2m, 1x0.9m, 1x0.25m	Black
62	1x3.5m, 1x3.2m, 1x2.2m, 1x0.25m	White
63	3.5m	Grey
64	3.5m	Green
65	3.5m	Violet
66	3.5m	Blue
75	0.55m	Green
76	0.55m	Yellow



Title

C185 Loom

Sheet No

Drawing No

Rev.	Change	ECN #	Drn	Date	Rev.	Change	ECN #	Drn	Date
------	--------	-------	-----	------	------	--------	-------	-----	------

Date	24.1.2014
------	-----------

Drawn	KMH
-------	-----

App	TW
-----	----

Rev	A
-----	---

3 of 4

SPU62206